

D6T

Track-Type Tractor



Engine

Engine Model	Cat® C9.3 ACERT™	
Emissions	U.S. EPA Tier 4 Final/EU Stage IV/ Korea Tier 4 Final	
Build Number	19	
Engine Power – 1,200 rpm		
SAE J1995 (Gross)	189 kW	253 hp
ISO 14396	187 kW	251 hp
ISO 14396 (DIN)		254 hp
Net Power – 2,200 rpm		
ISO 9249/SAE J1349	161 kW	215 hp
ISO 9249/SAE J1349 (DIN)		218 hp

Weight

Operating Weights	
XL SU	21 382 kg
XL VPAT	24 060 kg
XL Fine Grading	22 650 kg
XL Narrow	22 580 kg
XW SU	22 185 kg
XW VPAT	24 515 kg
XW VPAT with Foldable Blade	26 695 kg
LGP S	23 299 kg
LGP VPAT	24 733 kg
LGP VPAT with Foldable Blade	26 913 kg

D6T Features

Performance

New fully automatic four-speed transmission, with lock-up clutch torque divider, gives you power, fuel efficiency and ease of operation without sacrificing productivity.

Fuel Efficiency

Full-time Auto Shift keeps you running at top efficiency, saving you up to 30 percent on fuel without sacrificing performance.*

Cat Connect Technologies

Standard GRADE for Dozers technologies like Cat GRADE with Slope Assist help you get jobs done faster and more accurately. Optional GRADE technologies, like Cat GRADE with 3D and Cat AccuGrade™, allow you to choose features that match your job site needs for scalability, capability and budget.

Versatility

The D6T gives you the pushing power you want for heavy dozing applications and the fine control you need for finish grading – all in one easy-to-transport machine.

**Compared to previous model.*



Contents

Power and Efficiency3

Operator Environment.....4

Equipped for the Job5

Integrated Technologies.....6

Emissions Technology8

Safety8

Special Arrangements9

Serviceability and Customer Support.....10

Specifications.....11

Standard Equipment.....17

Optional Equipment.....18

The new Cat D6T dozer makes high efficiency dozing easy. A smooth-shifting, fully automatic four-speed Cat transmission continuously optimizes the power train for the application. You save fuel and operator effort, without sacrificing durability, power or productivity. Work smarter too, with a full range of Cat Connect GRADE technology features to fit your job site needs.

Power and Efficiency

More work, less fuel



Smooth and Powerful

- New fully automatic four-speed transmission, with lock-up clutch torque divider, continuously optimizes gear and engine speed for the application without added operator input.
- Added gear between first and second, and seamless lock-up clutch engagement, for exceptionally smooth shifting.
- Maintains power to the ground through load changes for an aggressive feel in the dirt.
- Up to 2.5 percent more productive – move more material per hour.*

More Fuel Efficient

- Full-time Auto Shift for significantly better fuel efficiency with less operator effort – without sacrificing performance.
- Up to 20 percent more fuel efficient* – as much as 30 percent better in lighter load finish grading applications.
- Sustainable: fuel savings reduces CO₂ production by an average of approximately 16.6 metric tons per year.

Agile and Responsive

- Faster implement response*, especially with GRADE technologies.
- Agile turning and faster cycle times, even in softer conditions, with Differential Steering.
- Maximum blade power with load sensing hydraulics.

**Compared to previous model.*

Why so Easy and Efficient?

The D6T uses a fully automatic transmission and lock-up clutch torque divider to optimize machine efficiency for the job. Simply set the ground speed and go to work. The tractor will automatically choose the optimal gear and engine speed. When more torque is needed for cutting, it automatically downshifts, the lock-up clutch disengages and engine speed increases. When the blade load decreases, there is no need for the operator to upshift – ground speed will rise, the lock-up clutch will engage and the transmission will automatically upshift to reduce engine speed and minimize fuel consumption.



Operator Environment

Comfort and productivity



Operators enjoy comforts like quiet cab, heated/ventilated seat option and auxiliary power port. The main display and grade control display are placed directly in front of the operator, while still allowing excellent visibility over the top of the hood.

New color Liquid Crystal Display (LCD) is glare resistant and easy to read day or night.

- Monitor machine operation.
- Access machine/implement settings menus.
- View machine diagnostics.
- Slope Assist control screen.
- Displays real-time machine slope and mainfall.
- Enables coded start and multiple operator profiles.
- Rear vision camera screen (when equipped).



Machine Controls

- Tiller style handle for precise turning and easy directional control.
- Change ground speeds easily – in large (half gear) or small (one-tenth gear) increments – with detented thumb roller.
- Improved blade feedback with updated implement joystick.
- Low effort electro-hydraulics give you precise implement control with selectable implement response levels – fine, medium, coarse.
- Variable throttle control dial lets you use preset engine speeds.
- Bi-directional shift allows you to automatically select the desired forward/reverse speeds, or customize machine speeds for operator preference.





Equipped for the Job

Optimize your machine

Undercarriage

Caterpillar elevated sprocket design helps protect major components from harsh impacts and provides a modular design that is convenient to service. Choose Heavy Duty undercarriage for aggressive applications like land clearing, side-slopes or rocky terrain. Or, choose SystemOne™ undercarriage that is designed to work and wear as a system for longer life and lower costs in many applications. An XL Fine Grading arrangement option is also offered configured for even more precise grading accuracy.

Blades

Semi-Universal and Straight blades are designed with a strong box section to stand up to the most severe applications. Heavy moldboard construction, hardened bolt-on cutting edges and end bits add strength and durability.

The Variable Pitch Angle Tilt (VPAT) blade allows you to hydraulically adjust lift, angle and tilt for precise results in a wide variety applications. The blade can be angled for easier shipping.

Available narrow blade/push arms on D6T XL, or foldable blade on XW/LGP VPAT tractors, help make transport easier.

Rear Implements

A new high-lift, multi-shank ripper offers more ground clearance and better penetration. Or outfit your dozer with a winch, drawbar, or rear counterweight.



Integrated Technologies

Monitor, manage and enhance job site operations



GRADE for Dozers

Cat Connect GRADE technologies help you hit target grade faster and more accurately. Finish jobs in fewer passes, and with less operator effort, saving you time and helping you increase profit.

Cat GRADE with Slope Assist (■) helps operators by automatically maintaining pre-established blade position. The system saves time, increases finish quality and reduces operator input. Experienced operators can work more productively and less experienced operators can achieve better quality results more quickly.

Cat Slope Indicate (■) displays machine cross-slope and fore/aft orientation on the primary monitor, helping operators work more accurately on slopes.

Cat Stable Blade (■) complements the operator's blade-control input for attaining finish grades quicker with less effort.

Cat GRADE with 3D (●) is a factory integrated grade control system that enables operators to improve grading efficiency, accuracy, and productivity in both production dozing and fine-grading applications. The integrated design positions antennas on the cab roof, eliminating conventional blade-mounted masts and related cables. The AccuGrade Ready Option (ARO) is part of the package for added versatility, and AutoCarry™ is included to further boost productivity.

Cat AccuGrade (●) is a dealer-installed aftermarket grade-control system that provides increased grading versatility and the ability to scale capacity to changing needs, providing a choice of lasers for 2D flat-plane and slope work, Global Navigation Satellite System (GNSS) control for complex 3D cuts and contours, and/or systems using a Universal Total Station (UTS) for fine and finish grading.

AccuGrade Ready Option (ARO) (●) allows you to easily install or upgrade to AccuGrade 2D and 3D grade-control systems to add versatility and resale value to your machine.

(■) = Standard

(●) = Optional





LINK Technologies

LINK technologies provide wireless capability to machines enabling two-way transfer of information collected by on-board sensors, control modules, and other Cat Connect technologies using off-board apps, such as our VisionLink® software.

Product Link™/VisionLink

Product Link takes the guesswork out of equipment management. Track location, hours, fuel usage, productivity, idle time, and diagnostic codes through the online VisionLink interface. Manage your fleet in real time so you can maximize efficiency, improve productivity, and lower operating costs.

Cat Connect makes smart use of technology and services to improve your job site efficiency. Using the data from technology equipped machines, you'll get more information and insight into your equipment and operations than ever before.

Cat Connect services are also available from your dealership including:



EQUIPMENT
MANAGEMENT

Equipment Management – increase uptime and reduce operating costs.



PRODUCTIVITY

Productivity – monitor production and manage job site efficiency.



SAFETY

Safety – enhance job site awareness to keep your people and equipment safe.

Emissions Technology

Proven, integrated solutions



Emissions reduction technology is designed to be transparent – regeneration runs automatically in the background while you work. Diesel Exhaust Fluid (DEF) can be conveniently refilled when you refuel.

When the machine is turned off, a pump will automatically purge the Diesel Exhaust Fluid lines to help prevent the fluid from freezing in the lines and pump. A symbol on the dash and a light/symbol on the Ground Level Service Center indicate when the purge is complete and that it is safe to turn off the electrical disconnect.

If engine/aftertreatment temperatures are high, Delayed Engine Shutdown will activate automatically to cool the machine and then purge the lines. For complete aftertreatment information, please refer to the Operation and Maintenance Manual.

Safety

Designed with protection in mind

- Well-appointed cabs with good visibility help operators stay focused and aware.
- Standard Operator Presence detection system allows the machine to idle when the operator is not seated, but locks out the power train and front implements to avoid unintentional movement.
- Optional rear vision camera enhances visibility behind the machine and is integrated into dash display.
- Convenient steps and handles help you get on and off the tractor with greater ease.
- Optional premium lighting package adds access lighting with a ground level switch.




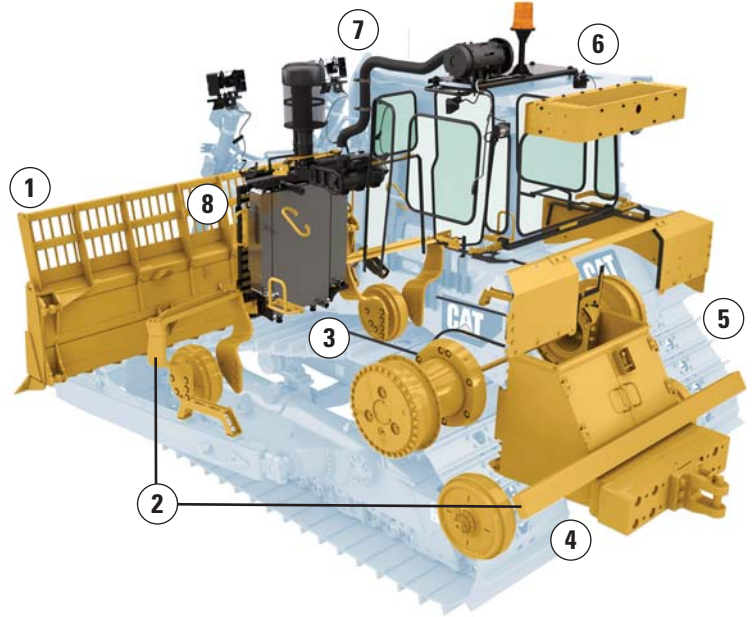
Special Arrangements

Purpose-built for performance

D6T WH Waste Handler

Whether building or closing cells, pushing trash or spreading cover, Cat Waste Handlers are designed and built from the frame up to take on the unique challenges of landfill work. Specialized guarding and seals throughout help protect the machine from impacts, wrapping and airborne debris.

- 1 Landfill blade increases capacity and helps prevent material from spilling over on to the radiator.
- 2 Front and rear striker bars help protect machine from debris impacts.
- 3 Clamshell guards on final drives and idler/final drive seals help prevent wire wrap and keep debris from wrapping around Duo-Cone™ seals.
- 4 Bottom guard, chassis and tilt cylinder guards, and guarding over the fuel tank and battery box, provide added protection to major components.
- 5 Center-hole track shoes help eject debris from the tracks.
- 6 Specialized air handling features help deliver cleaner air to the machine and to the cab.
- 7 Lights mounted up and away from main debris area for protection, while providing plenty of light on the work area.
- 8 Cooling system designed for high debris environments and easy access for cleanout.



Note: Required and recommended equipment shown.

Serviceability and Customer Support

When uptime counts

Ease of Service

Like all Cat machines, the D6T is designed to help you get routine service done quickly and efficiently so you can get to work.

- Increased air cleaner size for better service life, improved air filter life and lower maintenance cost.
- Large engine compartment doors and a lower panel that can be removed without tools gives you easy access to internal components and routine service points.
- Heavy-duty hinged radiator grill doors have a bolt-on design so you can get to the fan and front side of the cooling package.
- Optional high speed oil change attachment can make servicing even faster.
- Ground Level Service Center gives you quick, easy access to the hour meter, battery disconnect, secondary engine shutdown, DEF purge indicator and optional lighting switches.
- Optional refueling pump, accessible from ground level, is designed to make refueling in the field safer and faster. The pump refuels at 50 L/min and includes an automatic shut-off. (Not available in all areas.)



Cooling Capability

- Auto Shift optimizes performance to help reduce overheating in tough or hot conditions.
- Single plane design makes cleanout easier.
- In cooler conditions, hydraulic demand fan can reduce speed to conserve power, save fuel and decrease sound levels.
- Optional reversing fan available for high debris conditions.



D6T Track-Type Tractor Specifications

Engine

Engine Model	Cat C9.3 ACERT	
Emissions	Tier 4 Final/Stage IV/ Korea Tier 4 Final	
Build Number	19	
Engine Power – 1,200 rpm		
SAE J1995 (Gross)	189 kW	253 hp
ISO 14396	187 kW	251 hp
ISO 14396 (DIN)	254 hp	
Net Power – 2,200 rpm		
ISO 9249/SAE J1349	161 kW	215 hp
ISO 9249/SAE J1349 (DIN)	218 hp	
Bore	115 mm	
Stroke	149 mm	
Displacement	9.3 L	

- Net power advertised is the power available at the engine flywheel when the engine is equipped with a fan, air cleaner, muffler and alternator.
- No deratings required up to 2286 m automatic derating occurs.
- All non-road Tier 4 Interim and Final, Stage IIIB and IV, and Korea Tier 4 diesel engines are required to use only Ultra Low Sulfur Diesel (ULSD) fuels containing 15 ppm EPA/10 ppm EU (mg/kg) sulfur or less. Biodiesel blends up to B20 (20% blend by volume) are acceptable when blended with 15 ppm (mg/kg) sulfur or less ULSD. B20 should meet ASTM D7467 specification (biodiesel blend stock should meet Cat biodiesel spec, ASTM D6751 or EN 14214). Cat DEO-ULS™ or oils that meet the Cat ECF-3, API CJ-4, and ACEA E9 specification are required. Consult your OMM for further machine specific fuel recommendations.
- Diesel Exhaust Fluid (DEF) used in Cat Selective Catalytic Reduction (SCR) systems must meet the requirements outlined in the International Organization for Standardization (ISO) standard 22241.

Service Refill Capacities

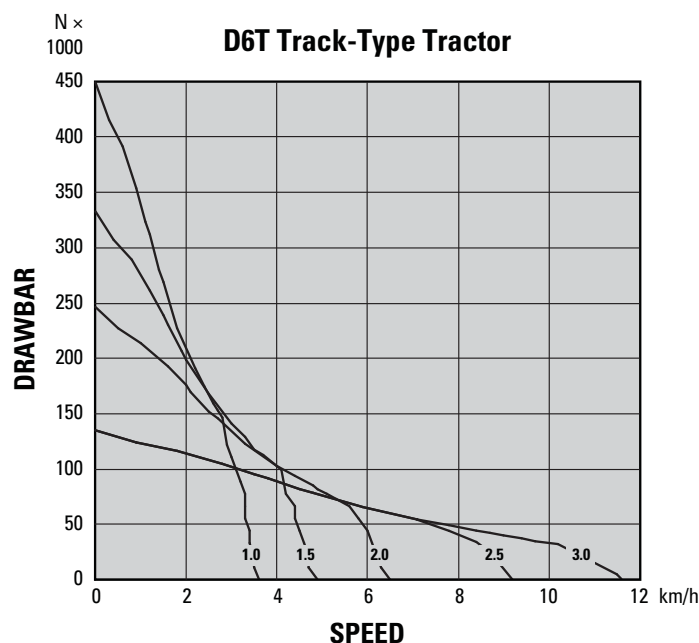
Fuel Tank	368 L
DEF Tank	17.1 L
Cooling System	46 L
Engine Crankcase	24.6 L
Power Train	148 L
Final Drives (each)	13.5 L
Roller Frames (each)	25 L
Pivot Shaft Compartment	5 L
Hydraulic Tank	62.5 L

Transmission

1.0 Forward	3.61 km/h
1.5 Forward	4.86 km/h
2.0 Forward	6.53 km/h
2.5 Forward	9.21 km/h
3.0 Forward	11.61 km/h
1.0 Reverse	3.61 km/h
1.5 Reverse	4.86 km/h
2.0 Reverse	6.45 km/h
2.5 Reverse	8.68 km/h
3.0 Reverse	11.66 km/h

Drawbar Pull

1.0 Forward	447 kN
1.5 Forward	331 kN
2.0 Forward	245 kN
2.5 Forward	134 kN
3.0 Forward	134 kN



D6T Track-Type Tractor Specifications

Hydraulic Controls – Pressures

Maximum Operating Pressures	
Non-VPAT	19 300 kPa
VPAT	21 550 kPa
Steering	40 000 kPa
Relief Pressures	
Non-VPAT	21 700 kPa
VPAT	24 400 kPa

Hydraulic Controls – Pumps

Pump Output	
Fan	93 L/min
Implement	205 L/min
Steering	195 L/min
Lift Cylinder Flow	205 L/min
Tilt Cylinder Flow	110 L/min
Ripper Cylinder Flow	205 L/min
Angle Cylinder Flow – VPAT	190 L/min

Ripper

Type	Fixed Parallelogram
Ramp Angle	31 degrees
Pocket Spacing	1000 mm
Shank Gauge	2000 mm
Shank Section	74 mm × 175 mm
Number of Pockets	3
Overall Beam Width	2190 mm
Beam Cross Section	219 mm × 304 mm
Maximum Clearance	
Raised (under tip)	642 mm
Maximum Penetration	579 mm
Maximum Penetration Force	73.2 kN
Pryout Force	93.2 kN
Weight	
With One Shank	1564 kg
Each Additional Shank	73 kg

- All dimensions are for XL-SU machine with HD undercarriage.

Air Conditioning System

- The air conditioning system on this machine contains the fluorinated greenhouse gas refrigerant R134a (Global Warming Potential = 1430). The system contains 1.8 kg of refrigerant which has a CO₂ equivalent of 2.574 metric tonnes.

Weights

Operating Weights	
XL SU	21 382 kg
XL VPAT	24 060 kg
XL Fine Grading	22 650 kg
XL Narrow	22 580 kg
XW SU	22 185 kg
XW VPAT	24 515 kg
XW VPAT with Foldable Blade	26 695 kg
LGP S	23 299 kg
LGP VPAT	24 733 kg
LGP VPAT with Foldable Blade	26 913 kg

Shipping Weights	
XL SU	18 150 kg
XL VPAT	21 791 kg
XL Fine Grading	20 380 kg
XL Narrow	20 300 kg
XW SU	18 811 kg
XW VPAT	21 190 kg
XW VPAT with Foldable Blade	23 370 kg
LGP S	20 203 kg
LGP VPAT	22 406 kg
LGP VPAT with Foldable Blade	24 586 kg

- Operating weight includes blade, lubricants, coolant, full fuel tank, standard track, ROPS/FOPS cab, drawbar and operator.
- Shipping weight includes blade lift cylinders (C-frame for VPAT), lubricants, coolant, ROPS/FOPS cab, standard track and 10% fuel.

Weights – Waste Handler

Operating Weights	
XL SU – Waste Handler	23 429 kg
LGP S – Waste Handler	25 430 kg
Shipping Weights	
XL SU – Waste Handler	19 952 kg
LGP S – Waste Handler	22 081 kg

- Operating weight includes standard operating weight plus waste blade for S/SU machines, fuel tank guards, guarded final drives, waste undercarriage, chassis bars, striker box, and two additional counterweights.

D6T Track-Type Tractor Specifications

Blades

	6 SU – XL	6 SU – XL Narrow*	6 VPAT – XL
Capacity (ISO 9246)	5.55 m ³	4.95 m ³	4.64 m ³
Width	3261 mm	2990 mm	3880 mm
Height	1407 mm	1407 mm	1294 mm
Digging Depth	501 mm	501 mm	792 mm
Ground Clearance	1180 mm	1180 mm	1057 mm
Maximum Tilt	812 mm	745 mm	410 mm
Weight	1338 kg	1380 kg	1670 kg

	6 SU – XW	6 VPAT – XW	6 VPAT – XW Foldable
Capacity (ISO 9246)	5.64 m ³	5.02 m ³	5.99 m ³
Width	3562 mm	4160 mm	4211 mm
Height	1407 mm	1294 mm	1448 mm
Digging Depth	502 mm	743 mm	743 mm
Ground Clearance	1180 mm	1102 mm	1102 mm
Maximum Tilt	791 mm	442 mm	447 mm
Weight	1415 kg	1764 kg	2180 kg

	6S – LGP	6 VPAT – LGP	6 VPAT – LGP Foldable
Capacity (ISO 9246)	3.79 m ³	5.02 m ³	5.99 m ³
Width	4063 mm	4160 mm	4211 mm
Height	1108 mm	1294 mm	1448 mm
Digging Depth	590 mm	743 mm	743 mm
Ground Clearance	1094 mm	1102 mm	1102 mm
Maximum Tilt	735 mm	442 mm	447 mm
Weight	1189 kg	1764 kg	2180 kg

	6 SU – XL Landfill	6S LGP Landfill
Capacity (ISO 9246)	11.01 m ³	9.43 m ³
Width	3260 mm	4063 mm
Height	2025 mm	1768 mm
Digging Depth	501 mm	590 mm
Ground Clearance	1180 mm	1094 mm
Maximum Tilt	812 mm	735 mm
Weight	1583 kg	1432 kg

*Not available in all regions.

D6T Track-Type Tractor Specifications

Winch	
Winch Model	PA56
Winch Drive	Mechanical
Control	Mechanical
Weight	1203 kg
Oil Capacity	67 L
Increased Tractor Length	
XL/XW	516 mm
LGP	365 mm
Drum Diameter	254 mm
Rope Diameter	
Recommended	22 mm
Optional	25 mm
Drum Capacity	
22 mm	88 m
25 mm	67 m
Cable Ferrule Size (O.D. × Length)	54 mm × 67 mm
Maximum Bare Drum	
Line Pull*	40 700 kg
Line Speed	39.6 m/min
Maximum Full Drum	
Line Pull*	34 600 kg
Line Speed	68.3 m/min

*Maximum line pull is lesser of calculated line pull at maximum tractor PTO output torque or catalog breaking strength of maximum optional size new IWRC IPS wire rope.

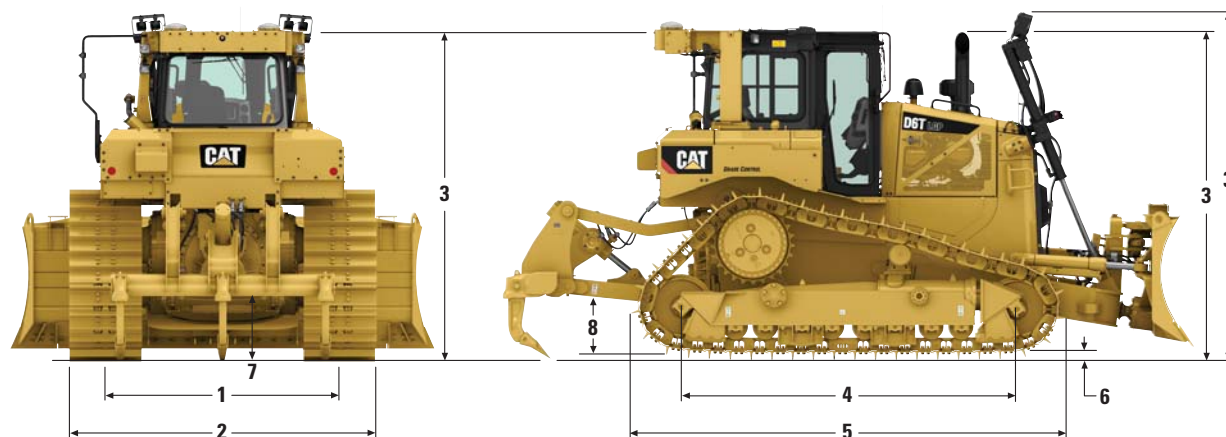
Standards	
ROPS/FOPS	ROPS meets ISO 3471:2008, FOPS meets ISO 3449:2005 Level II
Brakes	Brakes meet the International Standard ISO 10265:2008
Cab	Meets appropriate standards as listed below

- The declared dynamic operator sound pressure level is 77 dB(A) when “ISO 6396:2008” is used to measure the value for an enclosed cab. The measurement was conducted at 70% of the maximum engine cooling fan speed. The sound level may vary at different engine cooling fan speeds. The cab was properly installed and maintained. The measurement was conducted with the cab doors and the cab windows closed. The cab was properly installed and maintained.
- **Sound Level Information for Machines in European Union Countries and in Countries that Adopt the “European Union Directives”** – The information below applies to only the machine configurations that have the “CE” mark on the Product Identification Plate.
- The declared dynamic operator sound pressure level is 75 dB(A) when “ISO 6396:2008” is used to measure the value for an enclosed cab. The measurement was conducted at 70% of the maximum engine cooling fan speed. The sound level may vary at different engine cooling fan speeds. The cab was properly installed and maintained. The measurement was conducted with the cab doors and the cab windows closed. The cab was properly installed and maintained.
- Hearing protection is recommended when operating with an open operator station and cab (when not properly maintained or doors/windows open) for extended periods or in noisy environment.
- The declared exterior sound power level is 111 dB(A) when the value is measured according to the dynamic test procedures and the conditions that are specified in “ISO 6395:2008.” The measurement was conducted at 70% of the maximum engine cooling fan speed. The sound level may vary at different engine cooling fan speeds.

D6T Track-Type Tractor Specifications

Dimensions

All dimensions are approximate.



	XL	XL Fine Grading	XL Narrow	XW	LGP
1 Track gauge	1880 mm	1880 mm	1880 mm	2032 mm	2286 mm
2 Width of tractor over trunnions	2640 mm ⁽⁴⁾	2655 mm	2640 mm	2950 mm	3491 mm
Width of tractor without trunnions (standard track)	2440 mm ⁽⁴⁾	2440 mm	2440 mm	2792 mm	3201 mm
3 Machine height ⁽²⁾ from tip of grouser:					
ROPS	3185 mm	3185 mm	3185 mm	3185 mm	3235 mm
Product Link Antenna	3253 mm	3253 mm	3253 mm	3253 mm	3303 mm
Premium Light Package	3341 mm	3341 mm	3341 mm	3341 mm	3097 mm
Height to top of Sweeps (not shown) ⁽³⁾	3202 mm	3202 mm	3202 mm	3202 mm	3249 mm
4 Length of track on ground	2814 mm	3245 mm	2814 mm	2814 mm	3245 mm
5 Length of basic tractor	4210 mm	4415 mm	4210 mm	4210 mm	4415 mm
With the following attachments add:					
Drawbar	218 mm	258 mm	218 mm	218 mm	258 mm
Ripper Multi-shank (tip at ground line)	1387 mm	1291 mm	1387 mm	1387 mm	1291 mm
Winch	562 mm	457 mm	562 mm	562 mm	457 mm
SU Blade/SU Blade Narrow (S Blade LGP)	1128 mm	1330 mm	1110 mm	1128 mm	1056 mm
A Blade	1005 mm	N/A	N/A	1075 mm	1379 mm
A Blade angled approximately 25° for transport	837 mm	N/A	N/A	889 mm	989 mm
6 Height of grouser	65 mm	65 mm	65 mm	65 mm	65 mm
7 Ground clearance	375 mm	375 mm	375 mm	375 mm	406 mm
Oscillation at front idler	141 mm	163 mm	141 mm	137 mm	163 mm
Track pitch	203 mm	203 mm	203 mm	203 mm	203 mm
Number of shoes per side	41	45	41	41	45
Track rollers/carrier rollers per side	7/1	8/1	7/1	7/1	8/1
Standard shoe width (moderate service)	560 mm	560 mm	560 mm	760 mm	915 mm
Ground contact area (standard track) ⁽¹⁾	3.50 m ²	3.98 m ²	3.50 m ²	4.75 m ²	6.49 m ²
Ground pressure (ISO 16754) ⁽¹⁾	59.7 kPa	55.8 kPa	64.5 kPa	45.8 kPa	35.2 kPa
8 Drawbar height	576 mm	576 mm	576 mm	576 mm	626 mm
From ground face of shoe	511 mm	511 mm	511 mm	511 mm	561 mm

⁽¹⁾ All dimensions above with Heavy Duty undercarriage. XL and XW with SU blade, LGP with S blade with no rear attachments unless otherwise specified and calculated per ISO 16754.

⁽²⁾ When Cat GRADE with 3D antennas are installed, overall machine height at the ROPS increases by approximately 73 mm.

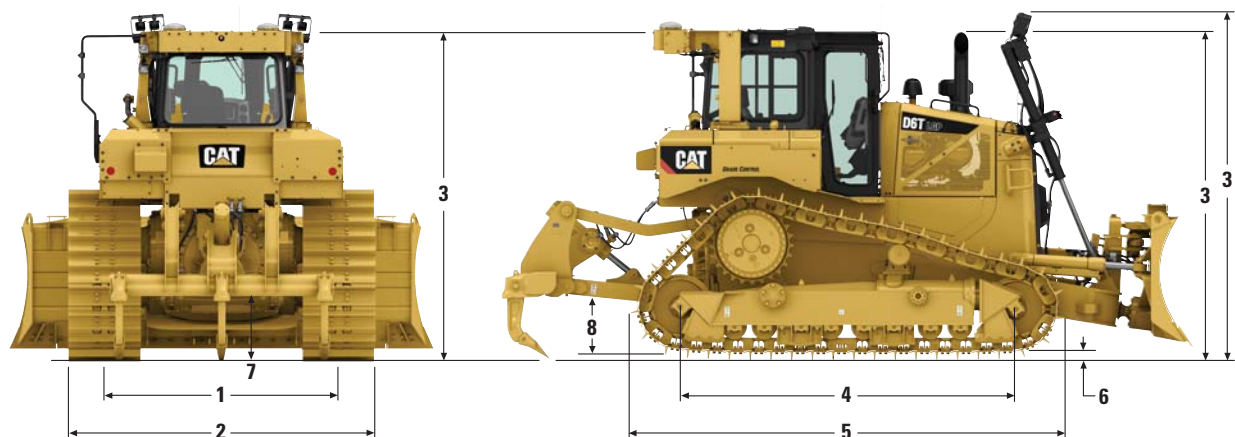
⁽³⁾ Forestry Sweeps are approximately 65 mm higher than standard sweeps when product link antenna is mounted.

⁽⁴⁾ Dimensions with handle and guardrail removed. Dimensions with guardrail and handle are 2690 mm and 2654 mm without trunnions and with trunnions respectively.

D6T Track-Type Tractor Specifications

Dimensions

All dimensions are approximate.



	XL VPAT	XW VPAT	XW VPAT Foldable	LGP VPAT	LGP VPAT Foldable
1 Track gauge	2134 mm	2286 mm	2286 mm	2286 mm	2286 mm
2 Width of tractor over trunnions	—	—	—	—	—
Width of tractor without trunnions (standard track)	2717 mm	2996 mm	2996 mm	3143 mm	3143 mm
3 Machine height ⁽²⁾ from tip of grouser:					
ROPS	3185 mm	3235 mm	3235 mm	3235 mm	3235 mm
Product Link Antenna	3253 mm	3303 mm	3303 mm	3303 mm	3303 mm
Premium Light Package	3352 mm	3402 mm	3402 mm	3402 mm	3402 mm
Height to top of Sweeps (not shown) ⁽³⁾	3202 mm	3249 mm	3249 mm	3249 mm	3249 mm
4 Length of track on ground	2814 mm	3245 mm	3245 mm	3245 mm	3245 mm
5 Length of basic tractor	4894 mm	5002 mm	5002 mm	5002 mm	5002 mm
With the following attachments add:					
Drawbar	218 mm	258 mm	258 mm	258 mm	258 mm
Ripper Multi-shank (tip at ground line)	1387 mm	1291 mm	1291 mm	1291 mm	1291 mm
Winch	562 mm	457 mm	457 mm	457 mm	457 mm
VPAT Blade	489 mm	486 mm	486 mm	486 mm	486 mm
VPAT Blade angled approximately 25° for transport	670 mm	720 mm	N/A	720 mm	N/A
VPAT blade folded for transportation	N/A	N/A	1000 mm	N/A	1000 mm
6 Height of grouser	65 mm	65 mm	65 mm	65 mm	65 mm
7 Ground clearance	375 mm	406 mm	406 mm	406 mm	406 mm
Oscillation at front idler	141 mm	163 mm	163 mm	163 mm	163 mm
Track pitch	203 mm	203 mm	203 mm	203 mm	203 mm
Number of shoes per side	41	45	45	45	45
Track rollers/carrier rollers per side	7/1	8/1	8/1	8/1	8/1
Standard shoe width (moderate service)	560 mm	710 mm	710 mm	790 mm	790 mm
Ground contact area (standard track) ⁽¹⁾	3.50 m ²	5.05 m ²	5.05 m ²	5.60 m ²	5.60 m ²
Ground pressure (ISO 16754) ⁽¹⁾	67.4 kPa	47.7 kPa	52.0 kPa	43.3 kPa	47.2 kPa
8 Drawbar height	576 mm	626 mm	626 mm	626 mm	626 mm
From ground face of shoe	511 mm	561 mm	561 mm	561 mm	561 mm

⁽¹⁾ All dimensions above with Heavy Duty undercarriage. XL and XW with SU blade, LGP with S blade with no rear attachments unless otherwise specified and calculated per ISO 16754.

⁽²⁾ When Cat GRADE with 3D antennas are installed, overall machine height at the ROPS increases by approximately 73 mm.

⁽³⁾ Forestry Sweeps are approximately 65 mm higher than standard sweeps when product link antenna is mounted.

Standard Equipment

Standard equipment may vary. Consult your Cat dealer for details.

POWER TRAIN

- Cat C9.3 ACERT diesel engine
- Tier 4 Final, Stage IV and Korea Tier 4 Final certified engine with aftertreatment
- Air cleaner, strata tube precleaner with dust ejection
- Air filter with electronic service indicator
- Aftercooler, air to air (ATAAC)
- Coolant, extended life
- Full auto shift
- Fan, hydraulic
- Final drives, single reduction planetary
- Fuel priming pump, electric
- Parking brake, electronic
- Radiator, aluminum bar plate
- Starting aid, ether, automatic
- Torque divider, lock-up
- Transmission, electronically controlled powershift, four speed
- Turbocharger, wastegate
- Fuel water separator
- Ecology drain

UNDERCARRIAGE

- Carrier rollers
- Clamp master link
- Equalizer bar
- Guards, end track guiding
- Idlers, center tread
- Rollers, lifetime lubricated
- Track, lifetime lubricated
- Track roller frames, tubular
- Track adjusters, hydraulic
- Sprocket rim segments, replaceable

TECHNOLOGY

- Cat GRADE with Slope Assist
- Product Link
- Stable Blade Control (SBC)

ELECTRICAL

- Alarm, backup
- Alternator, brushless
- Batteries, two maintenance free 12V (1400 CCA) (24V system), heavy duty
- Converter, two 10 amp 12V outlets
- Connector, diagnostic
- Starter, heavy duty, 24V
- Horn, forward warning
- Jacket water heater, 110V (U.S.), 220V (EU)
- Light, work, underhood

OPERATOR ENVIRONMENT

- Air conditioner, ROPS mounted
- Armrest, adjustable
- Cab, ROPS/FOPS, sound suppressed and pressurized
- Cup holders
- Decelerator and brake pedal
- Electro-hydraulics implement and steering controls
- 180 mm full color LCD display
 - Engine coolant, power train oil, hydraulic oil, fuel level, DEF level and engine RPM display/gear display, hours, time and slope indicate
- Camera ready
- Foot pads, dash
- Heater
- Hour meter, electronic
- Mirror, rearview
- Power train control module
 - Throttle dial, electronic
 - Manual shift mode switch
 - Bi-directional shift dial
- Radio, AM/FM
- Seat, cloth, air-suspension
- Seatbelt, retractable 76 mm
- Wipers, two speed
- Glove box

OTHER STANDARD EQUIPMENT

- CD ROM parts book
- Engine enclosures, perforated
- Front pull device
- Guards, hinged bottom
- Ground level service center with remote electrical disconnect, secondary shutdown switch and hour meter
- Hood, perforated
- Hydraulics, independent steering, work tool and fan pumps
- Hydraulics, load sensing, dozer lift and tilt
- Mounting lift, cylinder
- Oil cooler, hydraulic
- Radiator doors, perforated, louvered and hinged with perforated screens
- S·O·SSM sampling ports
- Vandalism protection for fluid compartments and battery box

Optional Equipment

Optional equipment may vary. Consult your Cat dealer for details.

POWER TRAIN

- Final Drive Arrangements
 - Final Drive XL
 - Final Drive XW
 - Final Drive XL VPAT
 - Final Drive LGP, XW VPAT, LGP VPAT
 - Final Drives – Guarded (Waste Handler)

ENGINE ARRANGEMENT

- Engine, standard
- Engine, thermal shield

ENGINE AIR PRECLEANERS

- Basic precleaner group
- Heavy Duty precleaner with screen

OIL CHANGE SYSTEM

- High speed oil change system

UNDERCARRIAGE

- Undercarriage Arrangements
 - XL, SystemOne, Partial Guide
 - XL, SystemOne, Full Guide
 - XL, Heavy Duty
 - XL, Heavy Duty, Partial Guide
 - XL, Heavy Duty, Full Guide
 - XL, SystemOne, Fine Grading
 - XW, SystemOne, Partial Guide
 - XW, SystemOne, Full Guide
 - XW, Heavy Duty
 - XW, Heavy Duty, Partial Guide
 - XW, Heavy Duty, Full Guide
 - LGP, SystemOne, Partial Guide
 - LGP, SystemOne, Full Guide
 - LGP, Heavy Duty, Center Guide
 - LGP, Heavy Duty, Partial Guide
 - LGP, Heavy Duty, Full Guide

- XL VPAT, SystemOne, Partial Guide
- XL VPAT, SystemOne, Full Guide
- XL VPAT, Heavy Duty
- XL VPAT, Heavy Duty, Partial Guide
- XL VPAT, Heavy Duty, Full Guide

- XW VPAT/LGP VPAT, SystemOne, Partial Guide
- XW VPAT/LGP VPAT, SystemOne, Full Guide
- XW VPAT/LGP VPAT, Standard
- XW VPAT/LGP VPAT, Heavy Duty, Partial Guide
- XW VPAT/LGP VPAT, Heavy Duty, Full Guide

- XL VPAT, Heavy Duty, Waste
- XL, Heavy Duty, Waste
- LGP, Heavy Duty, Waste

TRACK PAIRS

- Track Pairs (XL Tractor, 41 Section)
 - Heavy Duty
 - 560 mm, Moderate Service
 - 560 mm, Extreme Service
 - 610 mm, Moderate Service
 - 610 mm, Extreme Service Trapezoidal
 - SystemOne
 - 560 mm, Extreme Service
 - 560 mm, Moderate Service
 - 560 mm, Moderate Service
 - 610 mm, Extreme Service
 - 610 mm, Extreme Service, Center Hole
- Track Pairs (XW Tractor, 41 Section)
 - Heavy Duty
 - 610 mm, Moderate Service
 - 610 mm, Extreme Service, Trapezoidal
 - 760 mm, Moderate Service
 - SystemOne
 - 560 mm, Moderate Service
 - 610 mm, Extreme Service
 - 710 mm, Moderate Service
 - 760 mm, Moderate Service
 - 760 mm, Extreme Service

- Track Pairs (LGP Tractor, 45 Section)
 - Heavy Duty
 - 760 mm, Extreme Service, Trapezoidal
 - 915 mm, Moderate Service
 - 915 mm, Extreme Service, Trapezoidal
 - 1000 mm, Self Cleaning
 - SystemOne
 - 915 mm, Moderate Service
 - 915 mm, Extreme Service
- Track Pairs (XL VPAT Tractor, 41 Section)
 - Heavy Duty
 - 560 mm, Moderate Service
 - 560 mm, Extreme Service
 - SystemOne
 - 560 mm, Extreme Service
 - 560 mm, Moderate Service
- Track Pairs (XW VPAT Tractor, 41 Section)
 - Heavy Duty
 - 710 mm, Extreme Service
 - SystemOne
 - 610 mm, Moderate Service
 - 710 mm, Moderate Service
 - 710 mm, Extreme Service
- Track Pairs (LGP VPAT Tractor, 45 Section)
 - Heavy Duty
 - 790 mm, Moderate Service, Offset
 - SystemOne
 - 790 mm, Moderate Service, Offset

HYDRAULICS

- Hydraulic fan
 - Standard low speed
 - Reversing low speed

REAR ATTACHMENT HYDRAULICS AND CONTROLS

- No rear hydraulics (push arm)
- Ripper (push arm)
- Ripper/winch

STARTERS, BATTERIES AND ALTERNATORS

- Alternator, 150 amp
- Alternator, 150 amp ducted

(continued on next page)

Optional Equipment *(continued)*

Optional equipment may vary. Consult your Cat dealer for details.

ELECTRICAL

- Lighting groups
 - Six (6) basic
 - Ten (10)
 - Eight (8) – sweeps
 - Six (6) – basic with screen
 - Ten (10) – premium with screen
 - Forestry
- Beacon lights
 - Lighting group – warning
 - Lighting group – warning with mounting plate
- Grade control wiring
 - Harness GP CGC (sweeps or basic lights)
 - Harness GP CGC (VPAT sweeps or basic lights)
- Disconnect switch
- Disconnect switch – sealed
- Jacket water heater 220V

OPERATOR ENVIRONMENT

- Operator station – cab
 - Standard package
 - Comfort package
 - Comfort enhanced package
- Camera arrangement for G7P display
- Radio
- No radio

TECHNOLOGY PRODUCTS

- Machine control
 - Standard
 - AccuGrade Ready Option (ARO)
 - Cat GRADE with 3D
- Product Link
 - Elite telematics satellite (ANSI)
 - Elite telematics cellular (ANSI)

SAFETY AND SECURITY

- Back-up alarm (standard)
- Back-up alarm (waste)
- Sweeps
- Rear screen
- Guards
 - Guard group – fuel tank – standard
 - Cover group – fuel tank – fast fill group
 - Fuel transfer pump
 - Guard group-lights
 - Seal group

FUEL SYSTEMS

- Fuel fill – top fill
- Fast fill and fuel pump ready (410 L)

GUARDS

- Bottom guards – standard
- Bottom guards – heavy duty sealed

FENDERS

- Fender, fast fill ready

OTHER ATTACHMENTS

- Rear attachments
- Ripper – high lift
- Drawbar – long
- Winch – standard speed
- Winch – slow speed
- Striker box arrangement – no ripper hydraulics narrow – XL
- Striker box arrangement – no ripper hydraulics – wide – LGP
- No rear work tool
- Rear attachments – counterweights
- Counterweight (two with mounting)
- Counterweight (one additional)
- Counterweight (for striker box)

GRAB HANDLES

- Grab handles – standard
- Grab handles – heavy duty
- Grab handles – heavy duty sweeps

FLUIDS, COOLANT, LUBRICANT

- Freeze protection –37° C
- Freeze protection –50° C
- Bio HYDO™ freeze protection –37° C

REAR ATTACHMENTS – WINCH ACCESSORIES

- Fairlead assemble
- Fleet roller (4th roller)
- Towing attachments
- Hitch group – retrieval

BULLDOZER BLADES AND INSTALLATION ARRANGEMENTS

- Blades
 - SU-XL
 - SU-XW
 - S-LGP
 - SU-XL Waste
 - S-LGP Waste
 - XL 6SU/S with Machine Control Mounts
 - Narrow
 - No blade
- Bulldozer Installation Arrangements
 - XL-SU
 - XW-SU
 - LGP-S
 - XL-SU Waste Handler
 - XW-SU Waste Handler
 - LGP-S Waste Handler
 - XL-VPAT
 - XW/LGP VPAT
 - XW/LGP VPAT – Cat Grade with 3D
 - XW/LGP VPAT – Foldable
 - VPAT – Foldable – Cat Grade with 3D
 - XL 6SU/S – Narrow
 - XL 6SU/S – Narrow Fine Grading

BULLDOZER LIFT CYLINDERS

- XL/XW Cylinder Group Lines (left/right)
- LGP Cylinder Group Lines (left/right) Cat GRADE with 3D
- XL/XW Cylinder Group Lines (left/right) Cat GRADE with 3D
- LGP Cylinder Group Lines (left/right) Cat GRADE with 3D

GROUND ENGAGING TOOLS – RIPPER SHANKS

- Ripper teeth kit – straight
- Ripper teeth kit – curved

SPECIAL ARRANGEMENTS

- Waste Handler

For more complete information on Cat products, dealer services, and industry solutions, visit us on the web at www.cat.com

© 2017 Caterpillar
All rights reserved

Materials and specifications are subject to change without notice. Featured machines in photos may include additional equipment. See your Cat dealer for available options.

CAT, CATERPILLAR, SAFETY.CAT.COM, their respective logos, "Caterpillar Yellow" and the "Power Edge" trade dress, as well as corporate and product identity used herein, are trademarks of Caterpillar and may not be used without permission.

VisionLink is a trademark of Trimble Navigation Limited, registered in the United States and in other countries.

AEHQ7974-01 (03-2017)
Build Number 19
Replaces AEHQ7974
(Aus-NZ-Eur-Korea)

